



SELF-QUARANTINE SERVICE

FOR INTERNATIONAL STUDENTS

GLOBAL E&S x SEOUL METROPOLITAN GOVERNMENT



WELCOME TO KOREA!

Global Education & Services is ready to help you

We provide self-quarantine accommodation services for your safe and pleasant stays in Korea.

Safe Facility Designated by the Government

We are proud to tell you that our facilities are not only first proven by the government but also working very close with them.

Nice and safe with affordable price

Accommodations, Meals, COVID-19 Test, Airport Pickup, Sim Card
Everything is Included

**More than 2,500 international students
have already used our quarantine facility**

With multinational staffs we are ready to greet international students
at any time

REMINDER: Reservation for Summer / Language school students starts on May 1st, 2021

1 Before Arrival

Reservation

- Make the reservation on our website (<https://stay4korea.com>)
- Fill in reservation information and get Invoice mail
- Make the payment within 7 days
- Upload required documents and receive confirm mail

2 Arrival

Pick-up & Check-in

- Arrive at Incheon Airport
- Install Self-Quarantine Safety Protection App and fill up the information form
- Find our staff at waiting area and check your information
- Take the assigned vehicle to leave the airport
- Take the 1st Covid -19 Test before check-in

3 Self-Quarantine / Last day

Quarantine Period

- Self-Quarantine period includes 14 nights.
- Provide meal base on your menu choice during the reservation
- 2nd Covid-19 Test is taken 1-2 days before quarantine period ends. Transportation is arranged by our staff
- Final receipt will be given on check-out day
- Free to leave the hotel on Check-out date after 12pm

PRICE

Accommodation Fee

for **14** Days

910,000 KRW

Transportation Fee

Airport Escort + 1st / 2nd COVID Test

***TRANSPORTATION FEE IS PAID AT THE HOTEL**

About 80,000~140,000 KRW

Price depends on the number of people you ride with

Meal Fee

8,000 KRW / Meal

SIM CARD

Internet 100GB
+ Unlimited call / SMS

FREE




- * Sim Card registration is mandatory
- * For special meal (e.g. Halal, Vegetarian) there is additional charge of 1,000 KRW per meal
- * No refund for the meal cancellation
- * All the transportation is arranged however students are asked to pay the fees at the hotel

RESERVATION PROCESS

1. Access <https://stay4korea.com>
2. Click "RESERVATION" button to start the reservation and follow the full process to complete
3. Invoice is shown at "MY RESERVATION" page
4. Payment should be transferred to the account written in the INVOICE within 7 days after invoice mail is sent.
5. Confirmation email is sent when payment is confirmed and required documents are uploaded. (Click "My Reservation" to make changes regards reservation information)

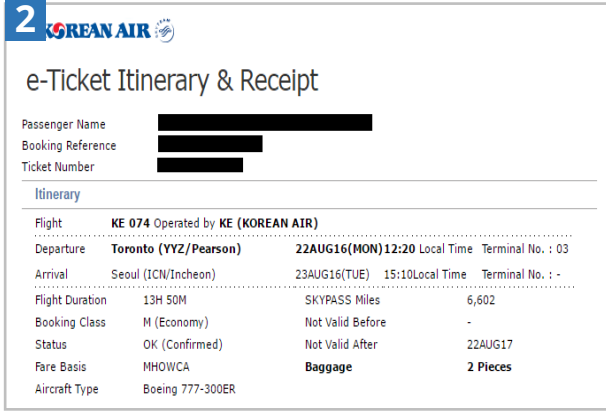
REQUIRED DOCUMENTS

1



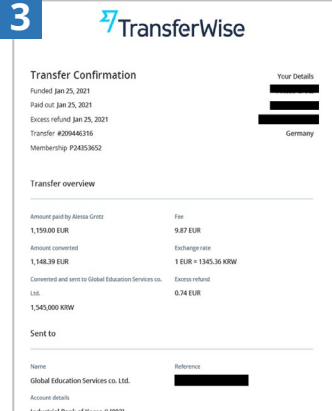
(copy of passport)

2



(Flight Itinerary)

3

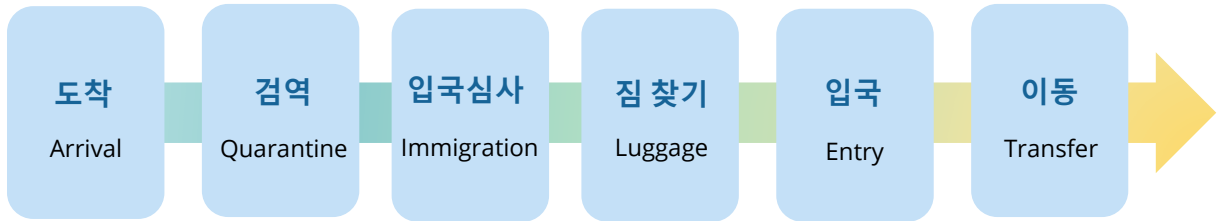


(Payment Receipt)

Please prepare the following documents to receive the confirm mail

1. Copy of passport
2. Flight Itinerary
3. Payment Receipt written in English

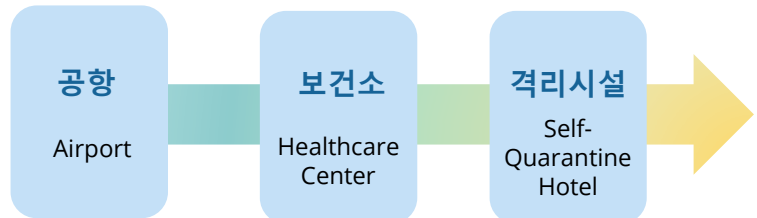
ARRIVAL PROCESS



1. Before landing, **fill up Health Questionnaire, Traveler Declaration Form** on airplane
2. At airport quarantine booth, access to airport WIFI and **install Self-Quarantine Safety Protection App** by scanning the QR code.
3. Fill up the survey with ***Korean contact information & university information.**
(Following information will be given to the student by GLOBALENS after reservation)
This process is for Airport staff to check your identification with us
4. Fill out the Self-Quarantine Application Form and get a consultation from airport health inspector
5. Go through the immigration and find luggage from assigned belt.
6. After the entry, please **find our staff at "Seoul International Students Information Desk"** located at the meeting point in Arrival Hall of each Terminal

* Please read the Pick-up Guide sent with the confirmation mail for detail information

COVID-19 TEST PROCESS



Global Education & Services		보건소 안내 Healthcare Center Guidance 保健所 指南
보건소 Health Center Name 保健所	(수기작성)	
호텔명 Hotel Name 酒店	루미아호텔 Lumia Hotel	
호텔 주소 Hotel Address 酒店地址	서울 중로구 난계로29길 Nangye-ro 29-gil, Jongno-gu, Seoul, Republic of Korea	
건강관리 책임자 전화번호 Healthcare Manager Phone Number 健康管理负责人电话号码	010-7267-616	

보건소에서 역학조사서를 작성할 때, 위 정보를 역학조사서에 기입해 주시기 바랍니다. 저희가 안내한 격리 주소와 연락처를 역학조사서에 정확히 기입해 주셔야 정확한 검사 결과 파악이 가능합니다.

At Health Center, please fill up the Epidemiological Investigation Form with information above. Address and contact number that we provide should be written in the form for the accuracy Covid-19 test result.

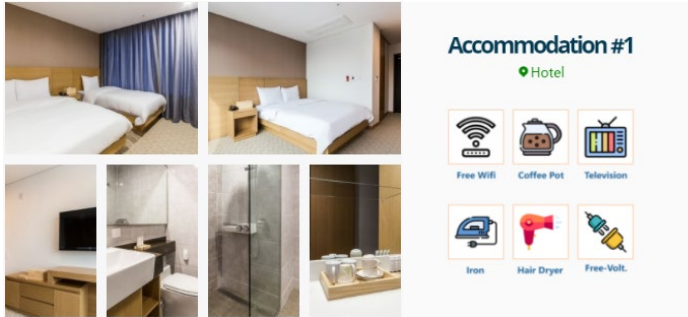
在保健所填写流行病学调查书时，请将上列信息填入流行病学调查书。您需要我们为您提供的隔离地址和联系方式信息准确的填写在流行病学调查书，才能收到正确的检查结果。

1. From airport, student visit local healthcare center for COVID-19 Diagnostic Test with transportation we arrange. Individuals must take COVID-19 Diagnostic test within 3 days from arrival date. (Require Passport)
2. At Healthcare Center, register with your personal information and *** our accommodation address/ contact number.** (Following information for the health center will be given to the student by GLOBALENS before visiting the health center)
3. Get a consultation from medical staffs. Samples are taken from individual's nose and mouth with cotton swabs.
4. After the test, take the vehicle we provide to the hotel.
5. Take 2nd COVID-19 Test 1~2 days before the end date of Self-Quarantine period

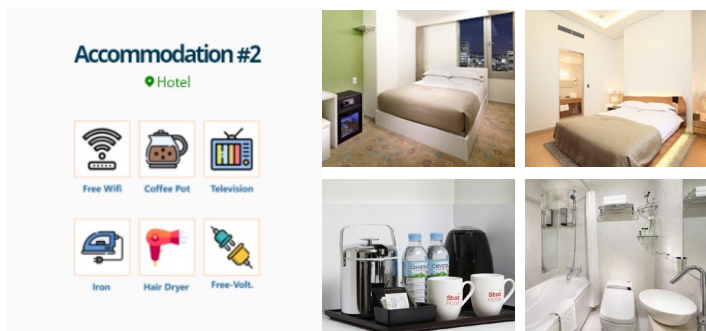
* Student will receive the 1st COVID-19 test on arrival date if student leave the airport before 16:00 pm (Mon – Fri)

* Students who arrive after 16:00 pm, will take the 1st COVID-19 test next day

ACCOMMODATION



- ✓ Stay in our decent hotels in downtown Seoul.
- ✓ A single room with a toilet will be assigned for each person.
- ✓ Staffs are available 24 hours for your service and can help you with Korean, English, and Chinese.



- ✓ Basic necessities are provided (Toilet paper, Shampoo, Body soap, Laundry soap, Towel)
- ✓ Quarantine necessities are provided (Thermometer, Trash bag, Bottled water)



MEAL SERVICE



- ✓ Meal is provided as follows: Breakfast 8:00~9:00 | Lunch 12:00~13:00 | Dinner 18:00~19:00
- ✓ There are three meal types (Normal, Vegetarian, Halal) . You will decide the meal type during the reservation for the whole quarantine period.
- ✓ Meal orders can not be changed once they are submitted due to our ordering system.
- ✓ We will provide fresh and healthy food for everyday meal.
- ✓ No refund for meal cancellation



AIRPORT PICK-UP GUIDE



SEOUL METROPOLITAN
GOVERNMENT

Global 國際教育服務
Education & Services

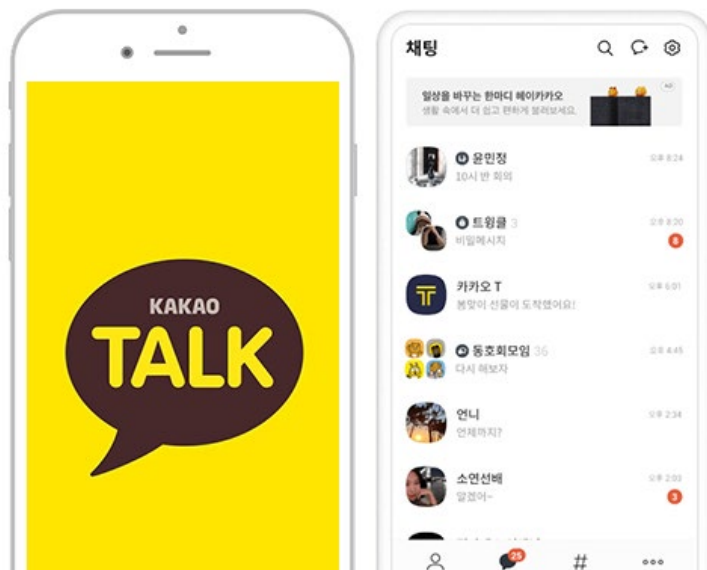
STEP 01.

INSTALL "KAKAO TALK" APPLICATION

Please install Korean chatting application "**Kakao Talk**" on your phone and create an account

CREATE A 'KAKAOTALK'
ACCOUNT HERE

https://accounts.kakao.com/weblogin/create_account?continue=https://accounts.kakao.com&lang=en

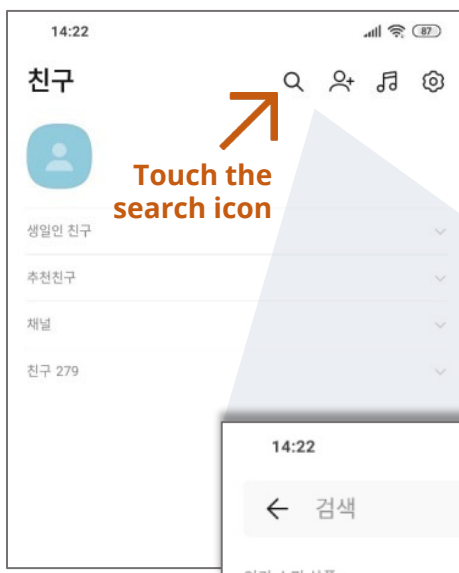


STEP 02.

ADD "GLOBALENS" IN KAKAO CHANNEL

Search "GLOBALENS" in
"KakaoChannel" and add channel

1



STEP 02.

ADD "GLOBALENS" IN KAKAO CHANNEL

2



Enter and Search for
"GLOBAL ENS"



GlobalENS

3

Touch "GlobalENS" in the
"KakaoChannel" list

채널



Globla ENS

Our company provides services to universities in Korea

4



Touch the icon
"Add channel"



GlobalENS

친구 157

Our company provides services to universities in Korea

채팅하기



상담원 채팅

월,화,수,목,금,토,일 24시간

기본 정보

카테고리 서비스 > 비즈니스/경제
웹사이트 <http://globalenskr.com>
전화번호 +82-6217-3778
이메일 univdorm@globalenskr.com

(주)카카오는 통신판매중개시스템의 제공자로 통신판매의 당사자가 아니며 상품의 주문, 배송 및 환불 등과 관련한 책임은 각 판매자에게 있습니다.

(주)카카오 사업자정보 >

5

GlobalENS

광고와 마케팅 메시지를
카카오톡으로 받아볼 수 있습니다.

취소

+ 채널추가

Touch
"Add channel"

채팅하기



기본 정보

카테고리

웹사이트

전화번호

이메일

(주)카카오는 통신판매중개시스템의 제공자로 통신판매의 당사자가 아니며 상품의 주문, 배송 및 환불 등과 관련한 책임은 각 판매자에게 있습니다.

(주)카카오 사업자정보 >



SEOUL METROPOLITAN
GOVERNMENT



STEP 03.

INFORM US YOUR LOCATION ON ARRIVAL

1

Touch Chatting

채팅하기



상담원 채팅

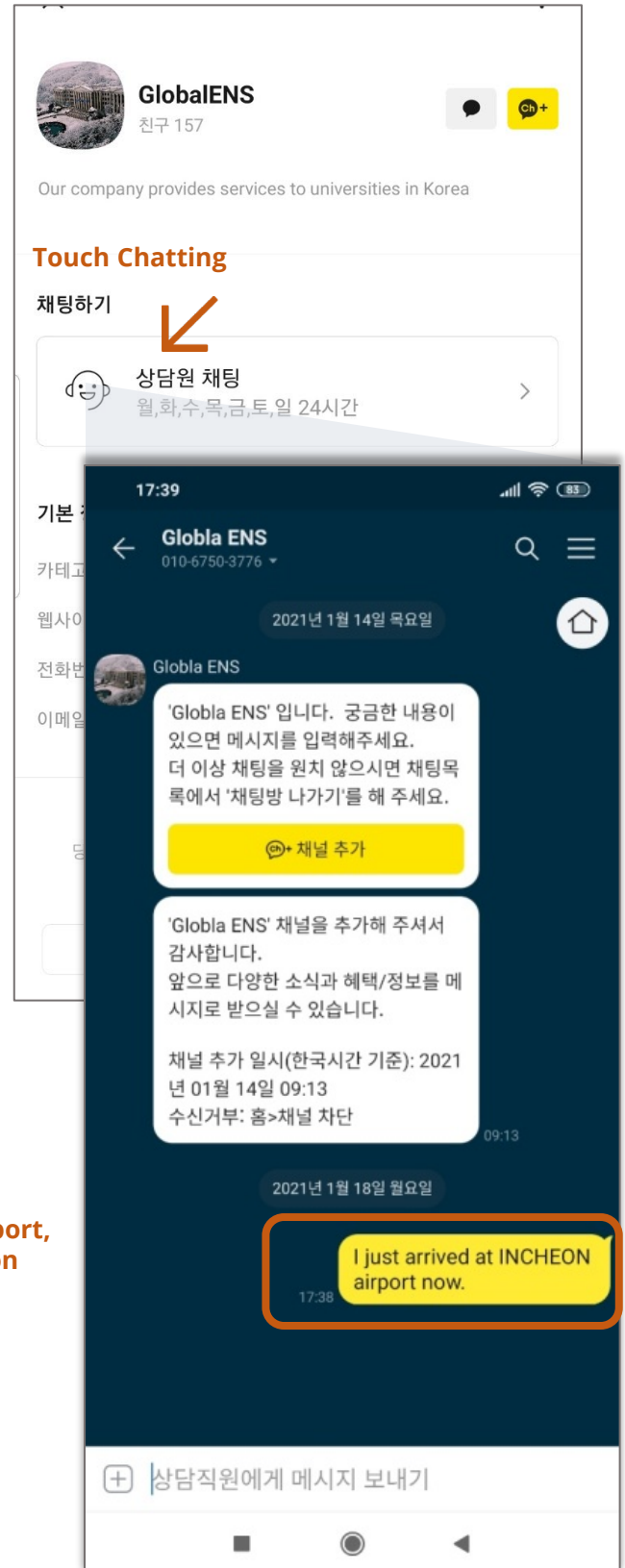
월,화,수,목,금,토,일 24시간

Let us know where you are when entering the country

- * Be sure that you are connected to the INTERNET (AIRPORT FREE WIFI)
- * You may contact us through the channel if you have any problem during the quarantine process and immigration

2

After arriving at the airport,
Send arrival confirmation
message through
'KakaoChannel'



STEP 04.

FIND "SEOUL INTERNATIONAL
STUDENTS INFORMATION" DESK

TERMINAL 1 WAITING AREA LOCATION



After arriving at the waiting area of Terminal 1 Gate 9

Visit Seoul International Students Information Desk and contact our staff.

* Please check your Kakao chat from us constantly until you take our pick-up taxi

STEP 04.

SEND US YOUR SELFIE AT
WAITING AREA

TERMINAL 2 GATE A WAITING AREA LOCATION

1F

After arriving at the waiting area of Terminal 2
Gate A

Send us your selfie
(standing in front of "LOTTERIA") to our
channel chat and contact our staff.

* Please check your Kakao message
send from us constantly until you
take our pickup taxi

Commercial Facilities

Dining


Lotteria 4

Beverage

Bizen(Flower Café) 3
Samsong Bakery 5
Starbucks 7
Coffee Bean 2
Paris Baguette 3

Convenience store

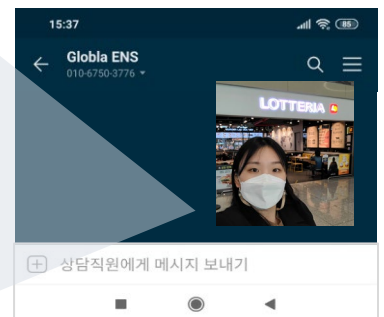
Seven Eleven 1
GS25 6



**1 Find "LOTTERIA" if you are
near to Gate A**

**2 Take a selfie in front
of "LOTTERIA"**

**3 Send your selfie to
our channel**



STEP 04.

SEND US YOUR SELFIE AT
WAITING AREA

TERMINAL 2 GATE B WAITING AREA LOCATION

1F

After arriving at the waiting area of Terminal 2
Gate B

Send us your selfie

(standing in front of "PARIS BAGUETTE") to our
channel chat and contact our staff.

* Please check your Kakao message
send from us constantly until you
take our pickup taxi

Commercial Facilities

Dining		Beverage		Convenience store	
Lotteria	4	Bizen(Flower Café)	3	Seven Eleven	1
		Samsong Bakery	5	GS25	6
		Starbucks	7		
		Coffee Bean	2		
		Paris Baguette	3		



1

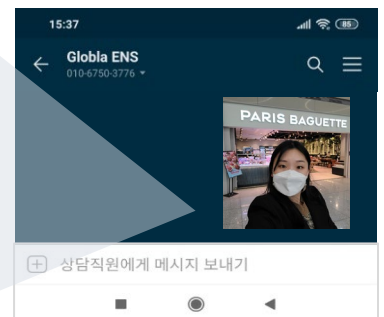
Find "PARIS BAGUETTE" if
you are near to Gate B

2

Take a selfie in front
of "PARIS BAGUETTE"

3

Send your selfie to
our channel



STEP 05.

MEET OUR STAFF AND ARRIVE AT SELF-QUARANTINE HOTEL

After meeting our staff at the airport. You will be given information about the self-quarantine hotel and contact number to fill the form at the public health center.

Take the assigned taxi to the public health center to receive COVID-19 test

After the test, take the same taxi to arrive at your self-quarantine hotel.

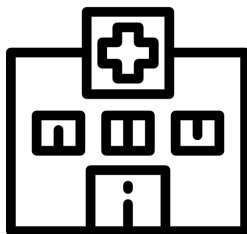


1

**Meet our staff
and take
assigned taxi**


* You will receive your 1st COVID test on arrival date if you leave the airport before 16:00 pm (Mon – Fri)

* If you arrive after 16:00 pm, you will take the 1st COVID test next day



2

**Head to public
health center for
1st COVID test**



3

**Arrive at self-
quarantine hotel
and Check-in**

NOTICE:

We arrange all the transportation with the reservation, however payment are made on-site by student.
The price may range between (80,000~140,000 KRW)

*INVOICE amount does not include transportation fee

